

LBD and LBDN Pulling Fittings

UNILETS™ for use with Threaded Rigid Metal Conduit and IMC. Furnished with Cover and Gasket.

NEC/CEC:
Listed for Ordinary Locations

Features

- Serve as pulling fittings — ideal for heavy, difficult to bend conductors.
- Make 90° bends in conduit — straight pull through hubs in either direction.
- Use as service entrance fitting.
- Complete with gasketed covers.

Standard Materials

- Unilets™ and covers: malleable iron or copperfree (4/10 of 1% max.) aluminum
- LBD gasket: composition fiber
- LBDN gasket: neoprene

Standard Finishes


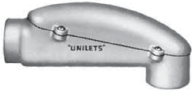
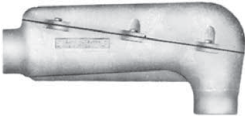
- Malleable iron bodies and covers: triple-coat — (1) zinc electroplate, (2) chromate and (3) epoxy powder coat
- Aluminum bodies and covers: epoxy powder coat

Options

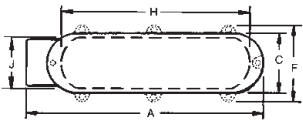

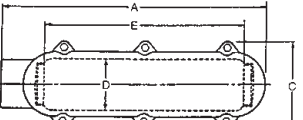
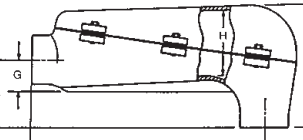
- PVC coating available. Add suffix **-PVC** to catalog number.

NEC/CEC Certifications and Compliances

- UL Standard: 514B
- UL Listed: E2527
- CSA Standard: C22.2 No. 30
- CSA Certified: 065183

	Type	Hub Size (Inches)	Wiring Capacity dm ³ (in ³)	Catalog Number	
				Malleable Iron	Aluminum
	LBD	1/2	0.07 (4.00)	LBD50-M	—
		3/4	0.13 (8.00)	LBD75-M	—
		1	0.20 (12.00)	LBD100-M	—
	LBD	1-1/4	0.61 (37.00)	LBD125-M	LBD125-A
		1-1/2	1.08 (66.00)	LBD150-M	LBD150-A
		2	1.33 (81.00)	LBD200-M	LBD200-A
	LBDN	2-1/2	3.44 (210.00)	LBDN250-M	LBDN250-A
		3	5.65 (345.00)	LBDN300-M	LBDN300-A
		3-1/2	8.19 (500.00)	LBDN350-M	LBDN350-A
		4	12.13 (740.00)	LBDN400-M	LBDN400-A

Dimensions in Millimeters (Inches)

LBD Series	Hub Trade Size (Inches)	A	B	C	D	E	F	G	H	J
	1/2	127.0 (5.00)	55.6 (2.19)	33.3 (1.31)	111.3 (4.38)	31.8 (1.25)	—	—	90.4 (3.56)	23.9 (0.94)
	3/4	157.2 (6.19)	63.5 (2.50)	38.1 (1.50)	139.7 (5.50)	36.6 (1.44)	—	—	120.7 (4.75)	28.7 (1.13)
	1	162.1 (6.38)	68.3 (2.69)	44.5 (1.75)	139.7 (5.50)	42.9 (1.69)	—	—	125.5 (4.94)	1.38 (35.1)
	1-1/4	215.9 (8.50)	—	66.8 (2.63)	190.5 (7.50)	54.1 (2.13)	85.9 (3.38)	120.7 (4.75)	182.6 (7.19)	2.00 (50.8)
	1-1/2	311.2 (12.25)	—	79.5 (3.13)	277.9 (10.94)	58.7 (2.31)	104.9 (4.13)	124.0 (4.88)	270.0 (10.63)	2.56 (65.0)
	2	316.0 (12.44)	—	79.5 (3.13)	277.9 (10.94)	69.9 (2.75)	104.9 (4.13)	133.4 (5.25)	270.0 (10.63)	2.56 (65.0)
LBDN Series	Hub Trade Size (Inches)	A	B	C	D	E	G	H	J	L
	2-1/2	454.2 (17.88)	203.2 (8.00)	149.4 (5.88)	88.9 (3.50)	349.3 (13.75)	54.1 (2.13)	104.9 (4.13)	401.6 (15.81)	115.8 (4.56)
	3	534.9 (21.06)	254.0 (10.00)	149.4 (5.88)	88.9 (3.50)	431.8 (17.00)	63.5 (2.50)	130.3 (5.13)	469.9 (18.50)	136.7 (5.38)
	3-1/2	617.5 (24.31)	260.4 (10.25)	177.8 (7.00)	117.6 (4.63)	505.0 (19.88)	76.2 (3.00)	120.7 (4.75)	543.1 (21.38)	168.4 (6.63)
	4	698.5 (27.50)	317.5 (12.50)	177.8 (7.00)	117.6 (4.63)	584.2 (23.00)	82.6 (3.25)	162.1 (6.38)	619.3 (24.38)	177.8 (7.00)