

Bourdon Tube Pressure Gauges Stainless Steel Case / Liquid-Filled Type 113.53

WIKA Data Sheet APM 113.53

Applications

- Liquid filled case for applications with high dynamic pressure pulsations or vibration.
- Suitable for corrosive environments and gaseous or liquid media that will not obstruct the pressure system.

Special features

- Stainless steel case
- Copper alloy wetted parts
- Liquid-filled case
- Compound pressure ranges to 200 PSI
- Positive pressure ranges to 5000 PSI

Description

Design

EN 837-1

Nominal Size

1.5" (40 mm)

Accuracy class

± 2.5% of span

Scale Ranges

0/30 to 0/5000 PSI

or other equivalent units of pressure or vacuum

Working Pressure

Steady: 3/4 of full scale value

Fluctuating: 2/3 of full scale value

Short time: full scale value

Operating Temperature

Ambient: -4°F to +140°F (-20°C to +60°C)

Medium: +140°F (+60°C)



Bourdon Tube Pressure Gauge Model 113.53

Temperature effect

When temperature of the pressure element deviates from reference temperature (+70°F / +20°C):

max. ±0.4%/18°F

Weather protection

IP 65 per EN 60 529 / IEC 529

Standard features

Pressure connection

Material: copper alloy
 Lower mount (LM) or center back mount (CBM)
 1/8" NPT (male), 14 mm wrench flats

Pressure element

Material: copper alloy
 < 1000 PSI: C-type
 ≥ 1000 PSI: helical type

Movement

Copper alloy

Dial

White aluminum

Pointer

Black aluminum

Case

Natural finish stainless steel, with pressure relief in top of case

Window

Acrylic

Crimp ring

Natural finish stainless steel

Case filling

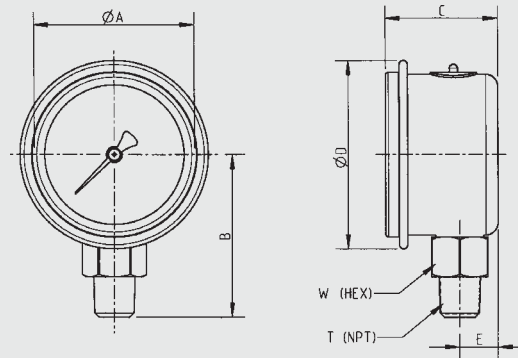
Glycerine 99.7%

Optional extras

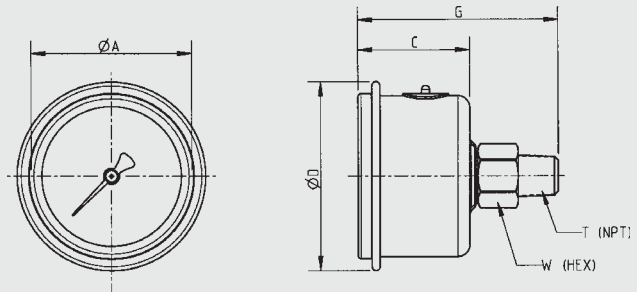
- Other pressure connection
- U-clamp assembly for panel mounting (CBM only)
- Restrictor in connection
- Alternate case fill liquids

Dimensions

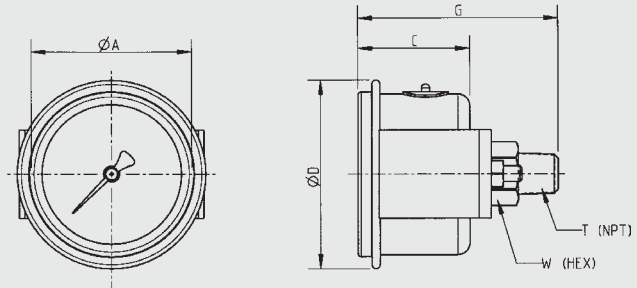
Lower mount (LM) connection



Center back mount (CBM) connection



Center back mount (CBM) connection with u-clamp



Size		ϕA	B	C	D	E	G	T	W
1.5"	mm	40	40.5	28	47	9.5	50		14
	in	1.5	1.59	1.10	1.85	0.37	1.97	1/8"	0.55

Ordering information

Pressure gauge model / Nominal size / Scale range / Size of connection / Optional extras required
 Specifications and dimensions given in this leaflet represent the state of engineering at the time of printing.
 Modifications may take place and materials specified may be replaced by others without prior notice.

WIKA Instrument Corporation

1000 Wiegand Boulevard
 Lawrenceville, GA 30045
 Tel (770) 513-8200 Toll-free 1-888-WIKA-USA
 Fax (770) 338-5118
 E-Mail info@wika.com
 www.wika.com